

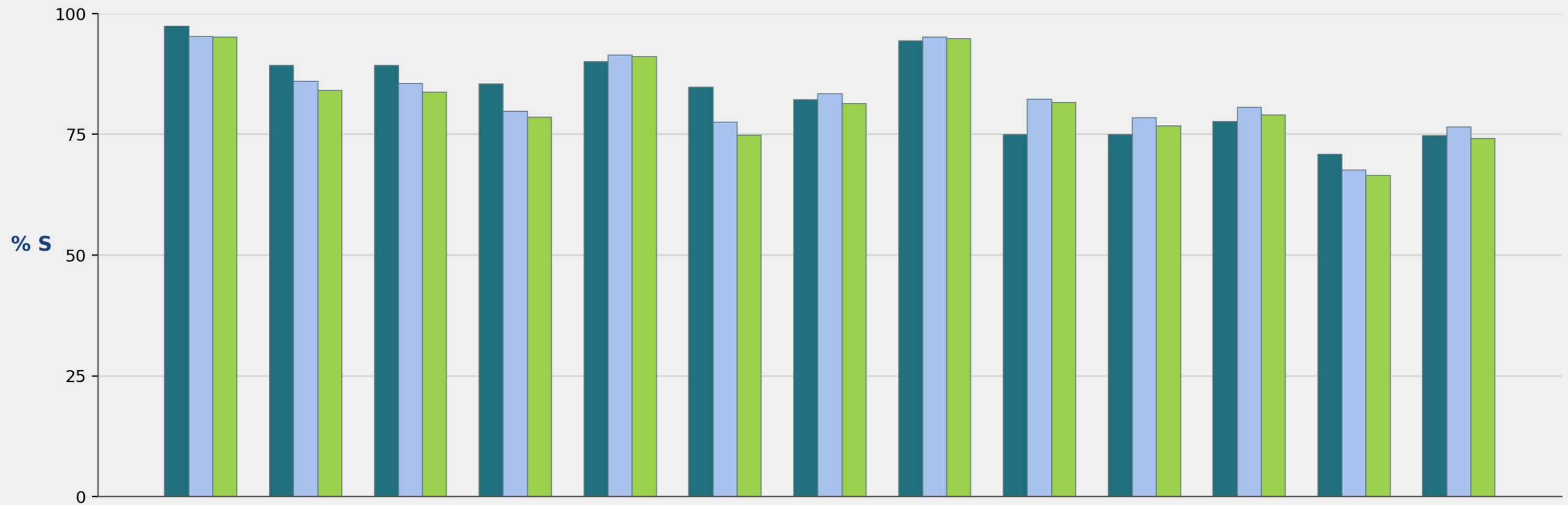
6. Klebsiella pneumoniae

Servicio: UCI

Perfiles de sensibilidad a antibióticos de *Klebsiella pneumoniae* en UCI
2023-2025

■ 2023 ■ 2024 ■ 2025

2023 n: 1337	2024 n: 1366	2025 n: 1397
------------------------	------------------------	------------------------



	AMK	MEM	ETP	IMP	GEN	CIP	SXT	TGC	FEP	CAZ	CRO	TZP	ATM
%S 2023	97.4	89.3	89.3	85.4	90.1	84.8	82.2	94.4	74.9	74.9	77.7	70.9	74.7
%S 2024	95.2	86	85.6	79.8	91.4	77.5	83.4	95.1	82.3	78.4	80.6	67.6	76.5
%S 2025	95.1	84.1	83.7	78.5	91.1	74.8	81.4	94.8	81.6	76.8	79	66.5	74.2

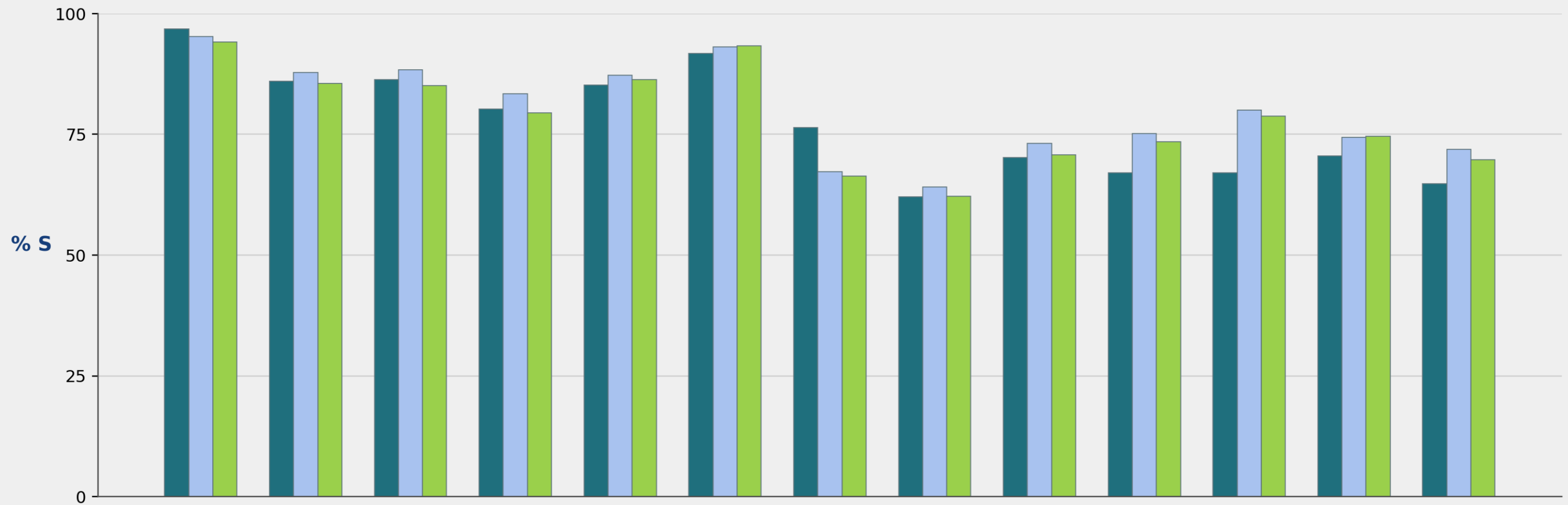
6. *Klebsiella pneumoniae*

Servicio: No UCI

Perfiles de sensibilidad a antibióticos de *Klebsiella pneumoniae* en NO UCI
2023-2025

■ 2023 ■ 2024 ■ 2025

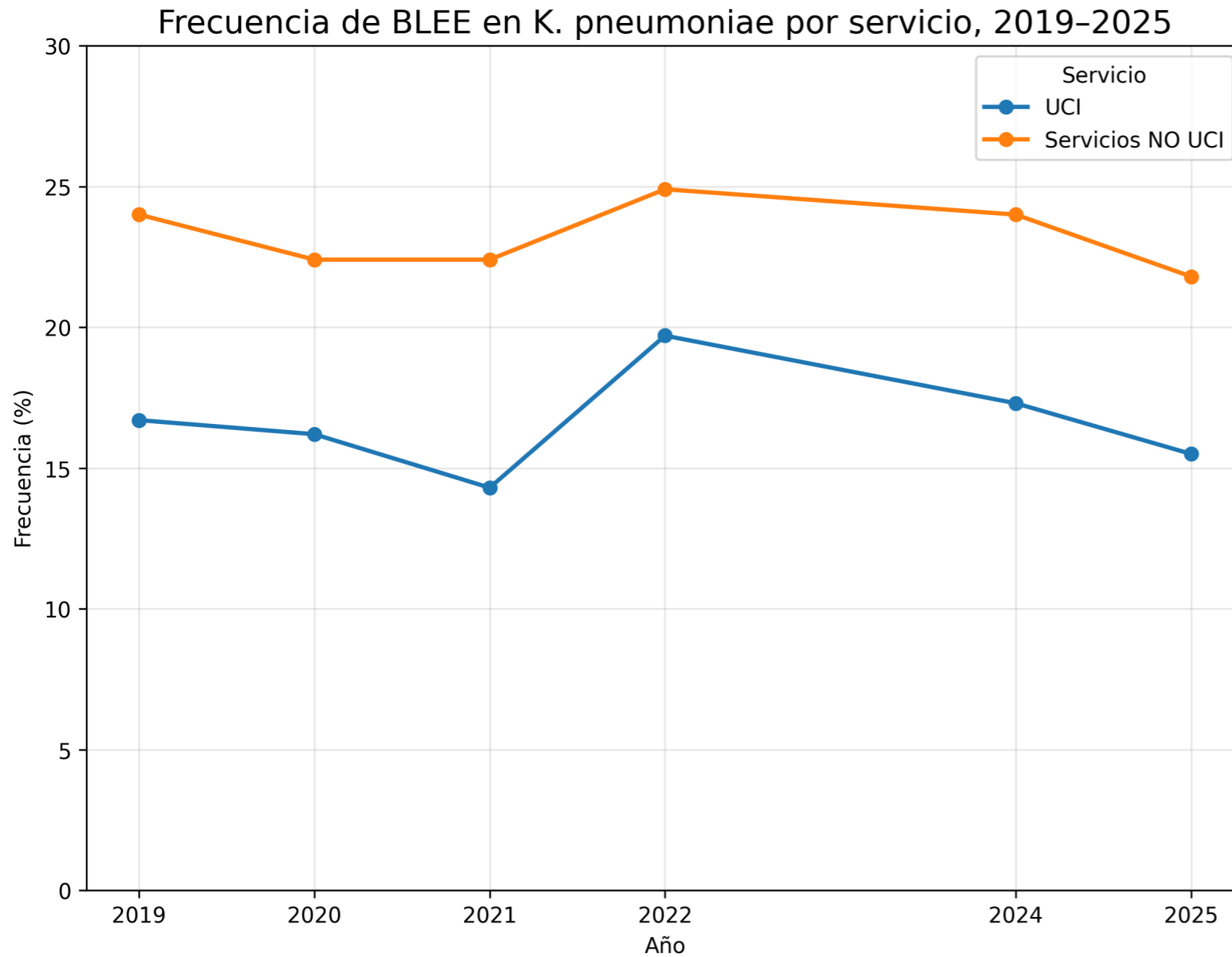
2023	2024	2025
n: 2339	n: 2379	n: 2532



	AMK	MEM	ETP	IMP	GEN	TGC	CIP	TZP	SXT	CAZ	FEP	CRO	ATM
%S 2023	96.8	86	86.3	80.2	85.2	91.8	76.4	62.1	70.2	67	67	70.5	64.8
%S 2024	95.2	87.8	88.4	83.4	87.2	93.1	67.3	64.1	73.1	75.2	80	74.4	71.9
%S 2025	94.1	85.5	85.1	79.5	86.3	93.3	66.4	62.2	70.8	73.5	78.8	74.6	69.7

6. Klebsiella pneumoniae

Producción de Betalactamasas de espectro extendido BLEE en K. pneumoniae por servicio.



Frecuencias absolutas y porcentajes

	2019	2020	2021	2022	2024	2025
UCI	154/920 (16.7%)	273/1688 (16.2%)	374/2618 (14.3%)	329/1670 (19.7%)	229/1326 (17.3%)	210/1355 (15.5%)
Servicios NO UCI	455/1892 (24.0%)	407/1818 (22.4%)	452/2021 (22.4%)	601/2414 (24.9%)	554/2309 (24.0%)	537/2464 (21.8%)

Nota: en la serie suministrada no se incluyó información para 2023.