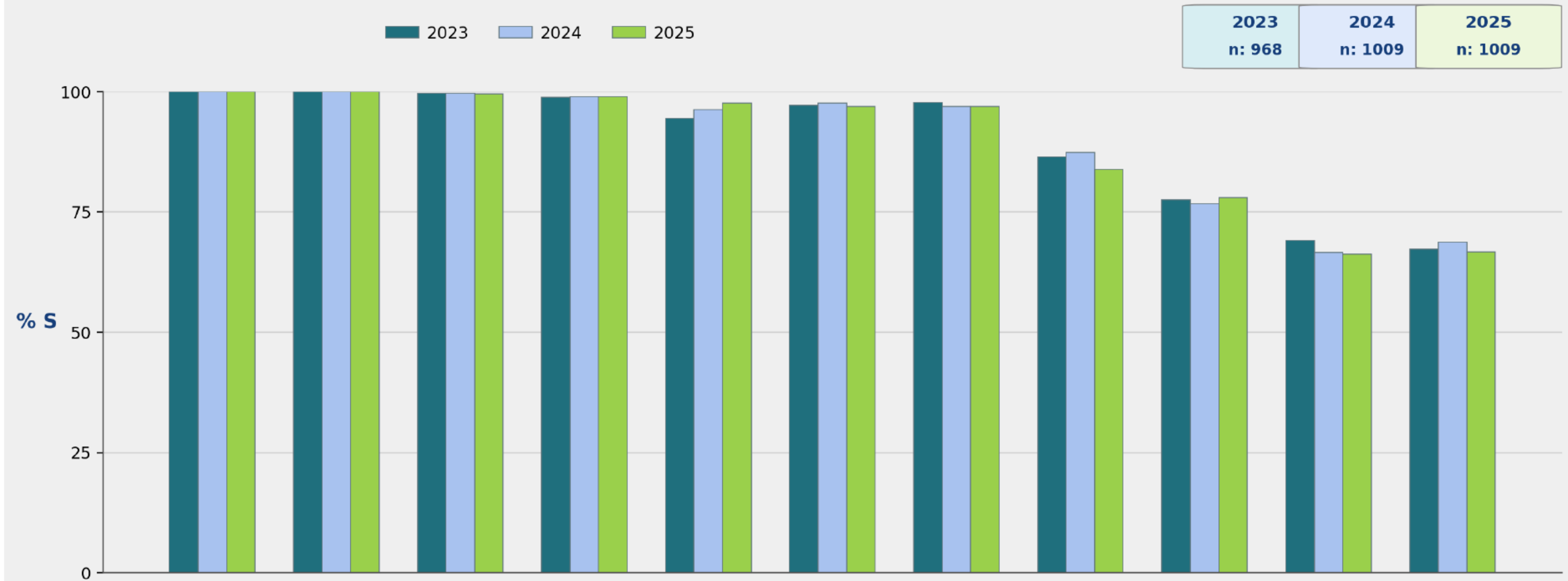


1. Staphylococcus aureus

Servicio: UCI

Perfiles de sensibilidad a antibióticos de *Staphylococcus aureus* en UCI 2023-2025



	VAN	LZD	DAP	RIF	GEN	SXT	LVX	CLI	TET	OXA	ERY
%S 2023	100	100	99.7	98.9	94.5	97.2	97.7	86.5	77.5	69.1	67.3
%S 2024	100	100	99.7	99	96.3	97.6	96.9	87.4	76.7	66.6	68.7
%S 2025	100	100	99.5	99	97.6	96.9	96.9	83.9	78	66.2	66.7

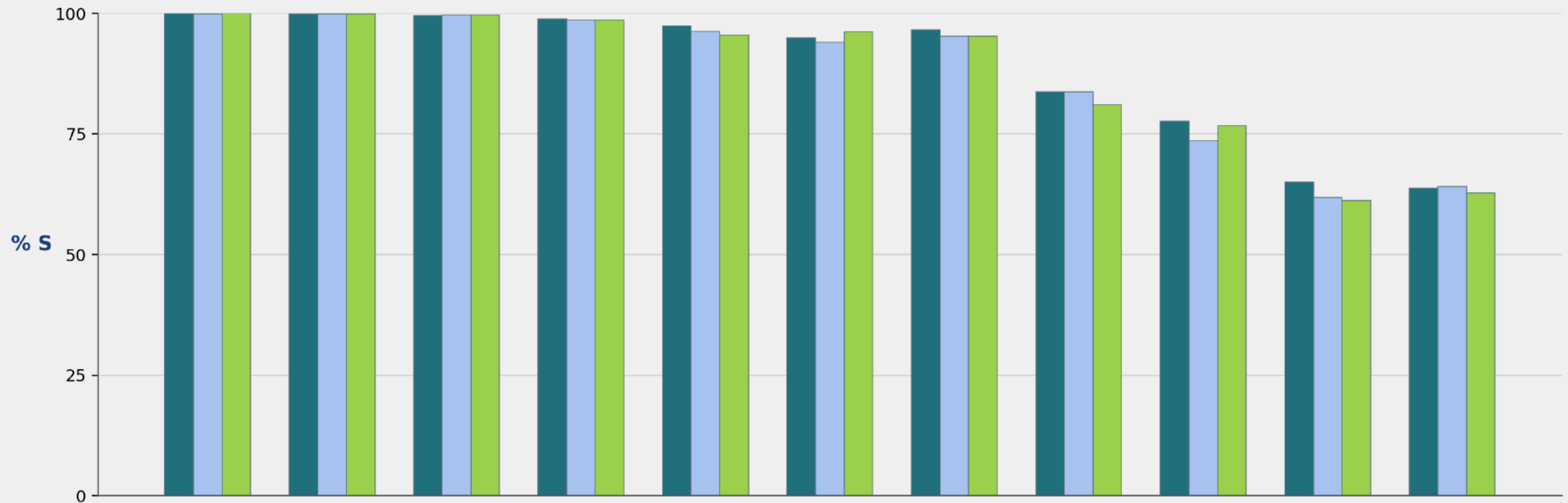
1. Staphylococcus aureus

Servicio: No UCI

Perfiles de sensibilidad a antibióticos de *Staphylococcus aureus* en NO UCI 2023-2025

2023 2024 2025

2023 n: 3370	2024 n: 3056	2025 n: 3249
------------------------	------------------------	------------------------



	VAN	LZD	DAP	RIF	SXT	GEN	LVX	CLI	TET	ERY	OXA
%S 2023	100	99.9	99.6	98.9	97.4	94.9	96.6	83.7	77.6	65	63.8
%S 2024	99.9	99.9	99.7	98.6	96.3	94	95.3	83.8	73.6	61.9	64.1
%S 2025	100	99.9	99.7	98.6	95.5	96.2	95.3	81	76.7	61.2	62.8

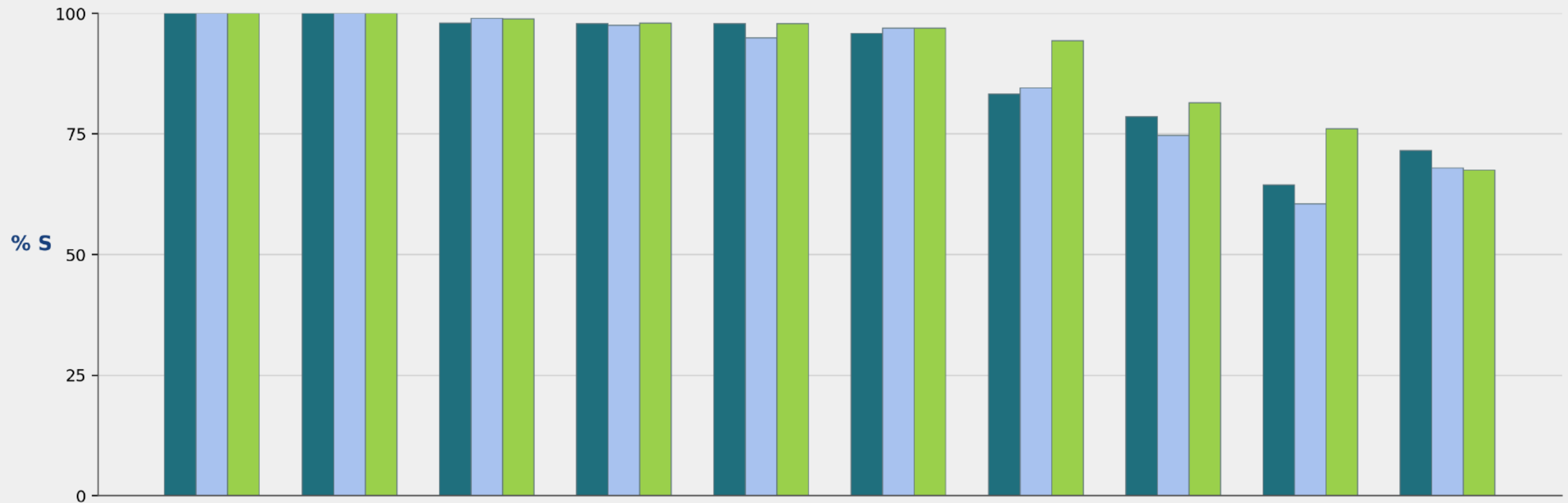
1. Staphylococcus aureus

Servicio: Ambulatorios

Perfiles de sensibilidad a antibióticos de *Staphylococcus aureus* en Ambulatorios 2023-2025

2023 2024 2025

2023 n: 354	2024 n: 200	2025 n: 201
-----------------------	-----------------------	-----------------------



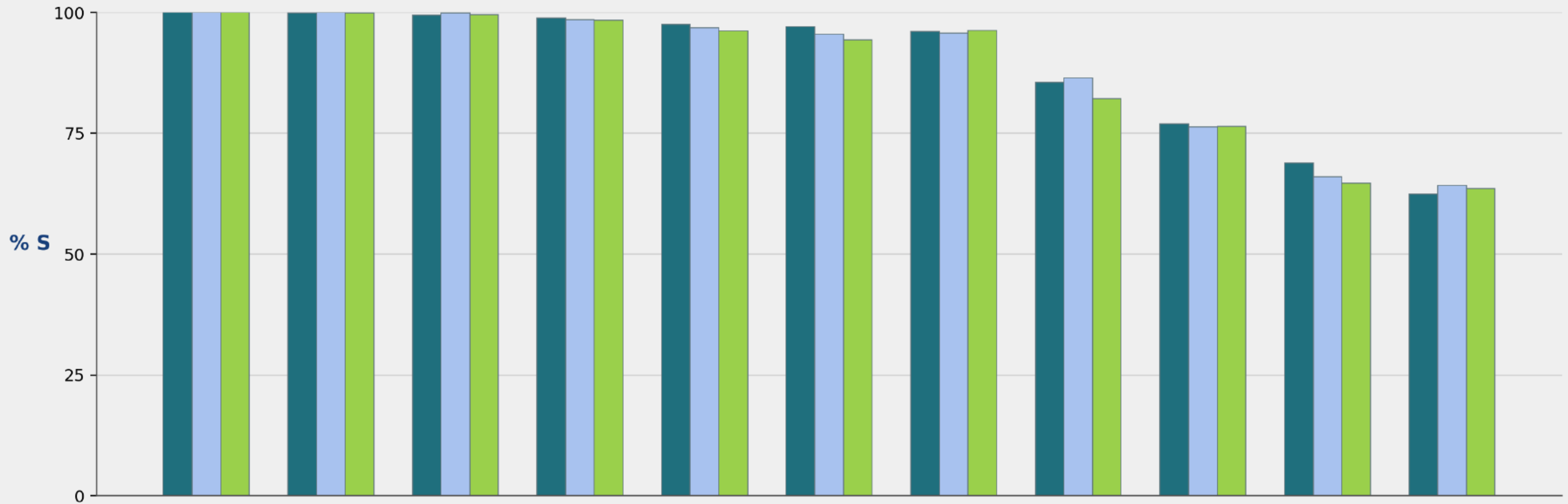
	VAN	LZD	RIF	SXT	GEN	LVX	CLI	TET	ERY	OXA
%S 2023	100	100	98	97.8	97.9	95.8	83.3	78.5	64.5	71.6
%S 2024	100	100	99	97.5	94.9	96.9	84.5	74.7	60.5	68
%S 2025	100	100	98.9	98	97.8	97	94.4	81.5	76.1	67.5

1. Staphylococcus aureus

Perfiles de sensibilidad a antibióticos de Staphylococcus aureus en Urgencias 2023-2025

2023 2024 2025

2023 n: 1707	2024 n: 1440	2025 n: 1436
------------------------	------------------------	------------------------



	VAN	LZD	DAP	RIF	SXT	GEN	LVX	CLI	TET	ERY	OXA
%S 2023	100	99.9	99.4	98.9	97.5	97.1	96.1	85.5	77	68.8	62.4
%S 2024	100	100	99.9	98.5	96.8	95.5	95.7	86.5	76.3	66	64.2
%S 2025	100	99.9	99.5	98.4	96.2	94.4	96.3	82.2	76.4	64.7	63.6